

# **WESTERN REGIONAL AIR PARTNERSHIP**

## **EMISSIONS DATA MANAGEMENT SYSTEM**

**DBA Report  
July 2005**

**DRAFT**

### **PECHAN**

5528-B Hempstead Way  
Springfield, VA 22151

703-813-6700 telephone  
703-813-6729 facsimile

3622 Lyckan Parkway  
Suite 2002  
Durham, NC 27707

919-493-3144 telephone  
919-493-3182 facsimile

P.O. Box 1345  
El Dorado, CA 95623

530-295-2995 telephone  
530-295-2999 facsimile

Prepared for:  
Western Regional Air Partnership  
Emissions Data Management System  
Steering Committee

-and-

Western Governor's Association  
1515 Cleveland Place  
Suite 200  
Denver, Colorado 80202

Prepared by:

E.H. Pechan & Associates, Inc.  
3622 Lyckan Parkway, Suite 2002  
Durham, NC 27707

August 16, 2005

Contract No. #30204-78  
Pechan Report No. 9490.002.007

*[This page intentionally left blank.]*

## Table of Contents

I. Introduction .....	1
II. Hours by Activity Type.....	1
A. Overview.....	1
B. Detail .....	2
III. Hours by Staff Type.....	3
IV. User Information.....	3
A. New Registrations.....	3
B. Privilege Promotions.....	4
C. User Census.....	4
V. Web Traffic.....	4
VI. Finances .....	5
VII. Analysis.....	6
VIII. Plans For The Next Reporting Period.....	7

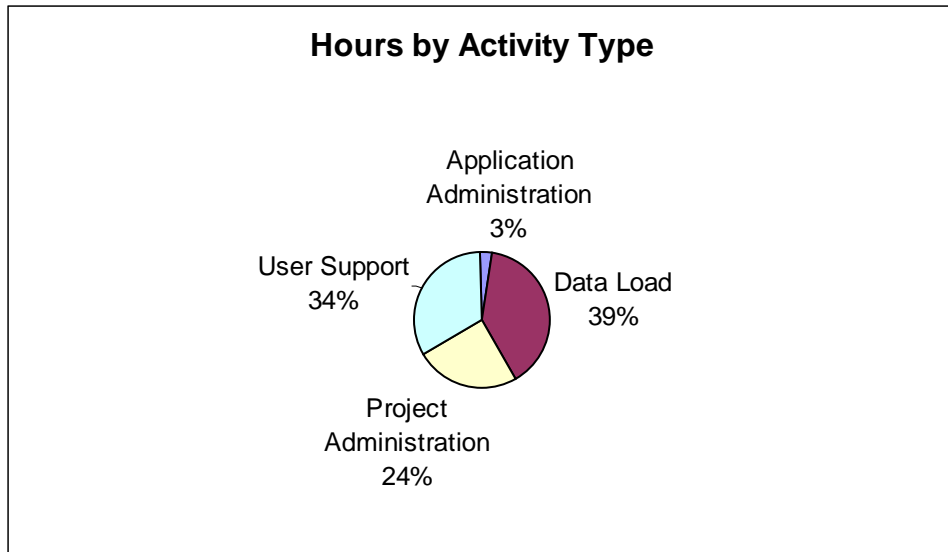
## I. Introduction

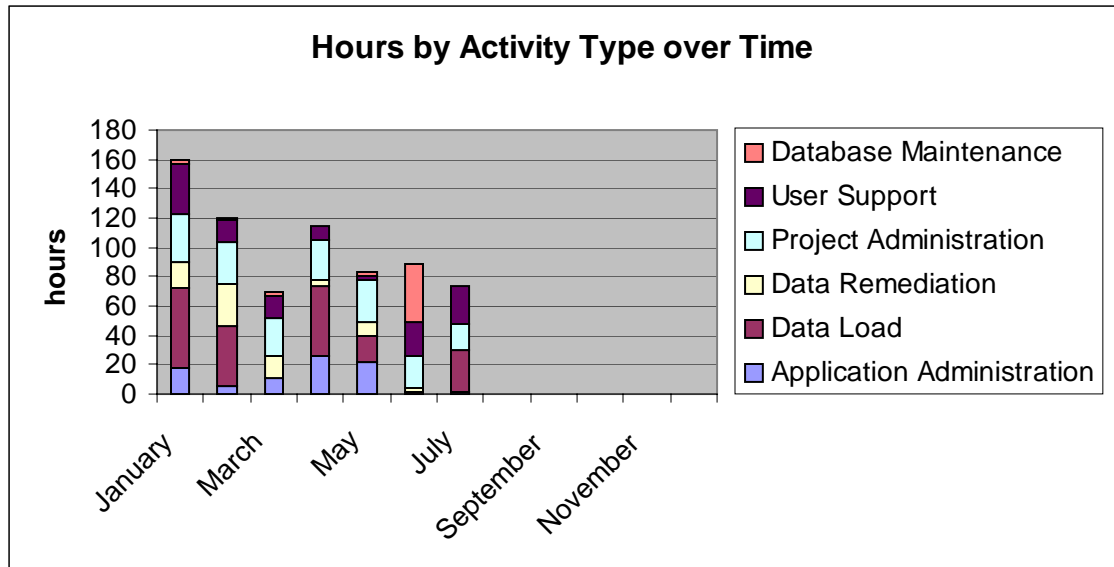
This report details the activities associated with the operation and maintenance of the Emissions Data Management System (EDMS) for the report period.

## II. Hours by Activity Type

### A. Overview

Activity	Time	Percentage
Application Administration	2	3%
Data Load	28.5	39%
Project Administration	17.5	24%
User Support	25	34%
<b>Total</b>	<b>73</b>	





## B. Detail

Entries in this section are taken directly from activity logs and have been minimally edited.

### Application Administration

- Performed analysis of BART initiative impacts on application.

### Data Load

- Prepared Inventory 7 for distribution, including interface with Nonroad and Fire inventory contractors, state, county, and tribal data providers.

### Project Administration

- Prepared Monthly Progress Report;
- Completed DBA report;
- Prepared for and completed Steering Committee status call; and
- Prepared and posted minutes of Steering Committee.

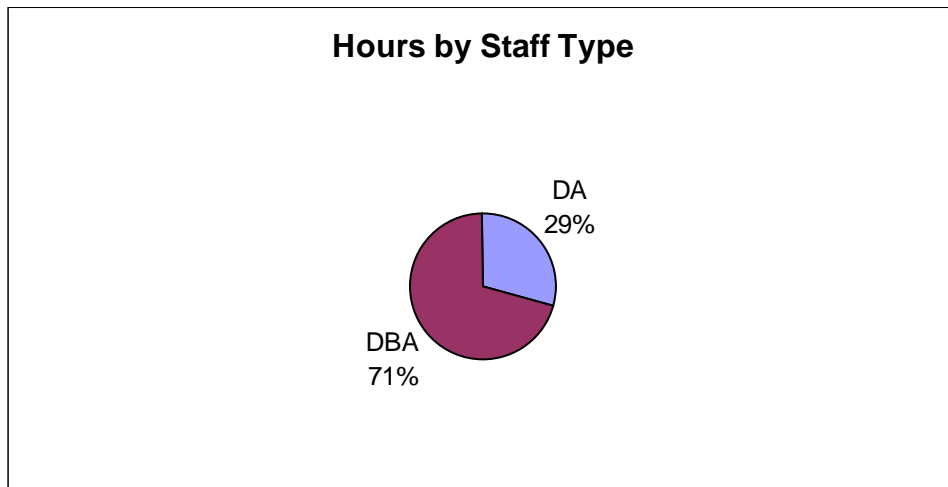
### User Support

- Assisted users with data requests, notably NIF transactions for the region pursuant to Mark Janssen request;
- Assisted users with interface;

- User promotions; and
- User registration of new users.

### III. Hours by Staff Type

DA/DBA	Hours	Percentage
DA	21.5	29%
DBA	51.5	71%
<b>Total</b>	<b>73</b>	



### IV. User Information

#### A. New Registrations

NAME
Carl Daly
Thomas Andretta
Gerard Mansell
Philip
Lee Alter
Dan Jaffe
Elis
Hongrong Zhang
Mark Komp

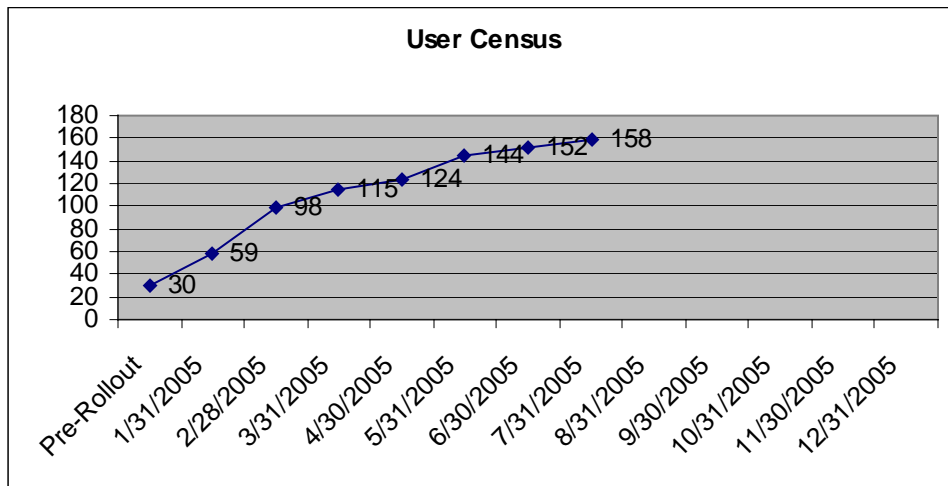
## B. Privilege Promotions

NAME	LEVEL
Thomas Andretta	DO
Gerard Mansell	DA
Lee Alter	DO

## C. User Census

The following data is taken from the EDMS database and may differ from counts taken by other means.

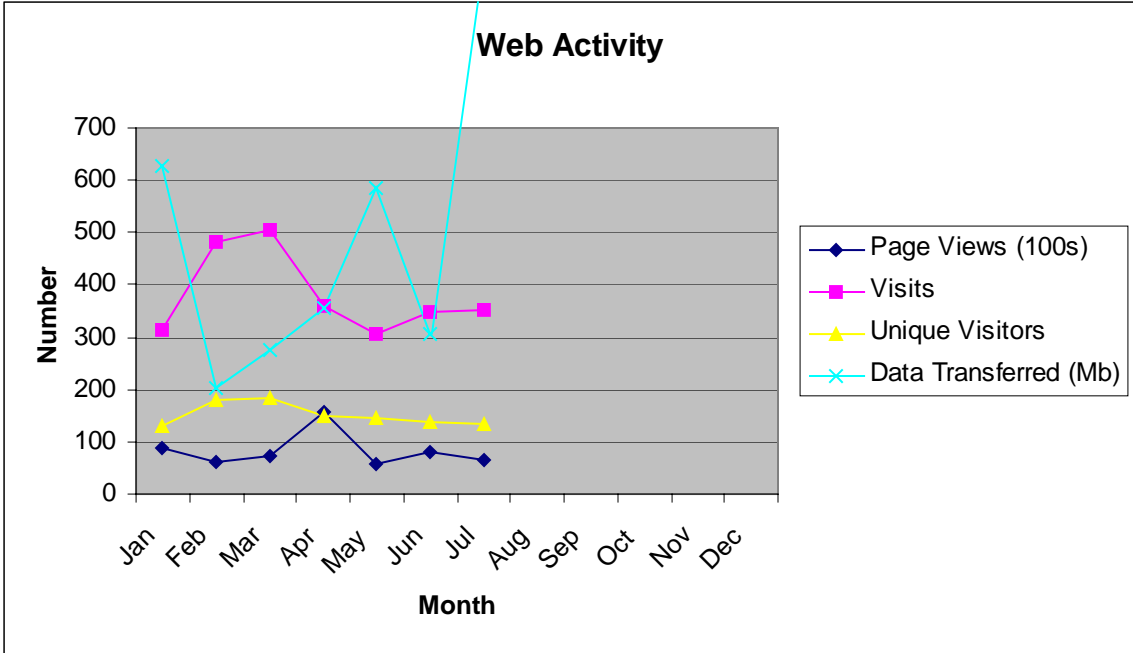
General Users: 121  
 Data Analysts: 17  
 Data Owners: 20  
**Total 3/28/2005: 158**



## V. Web Traffic

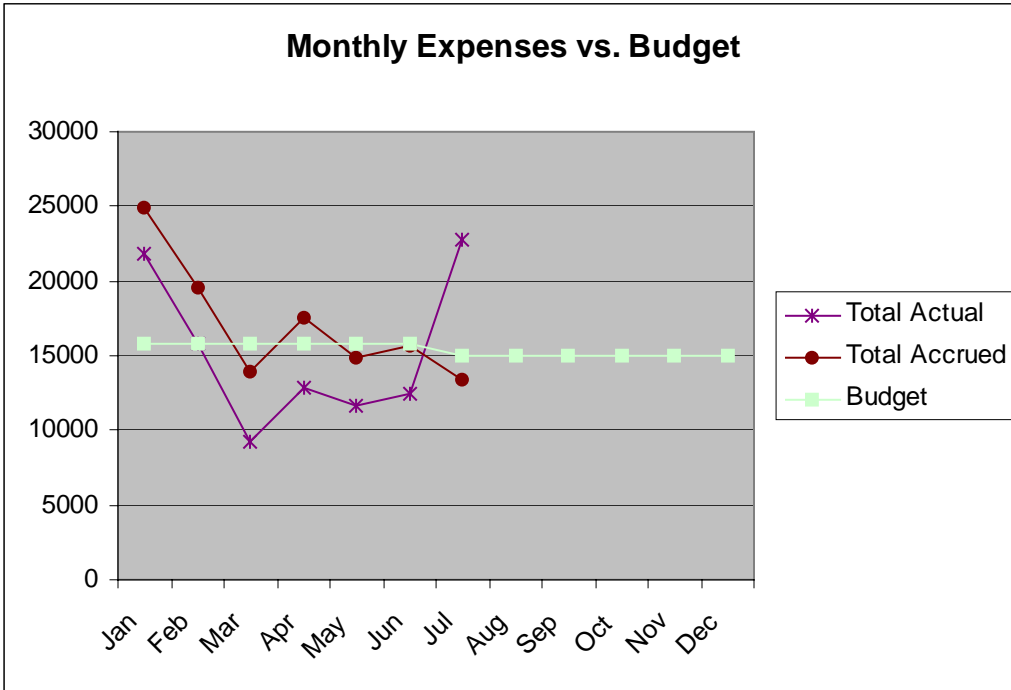
Web activity for the reporting period is characterized in the table and chart that follow.

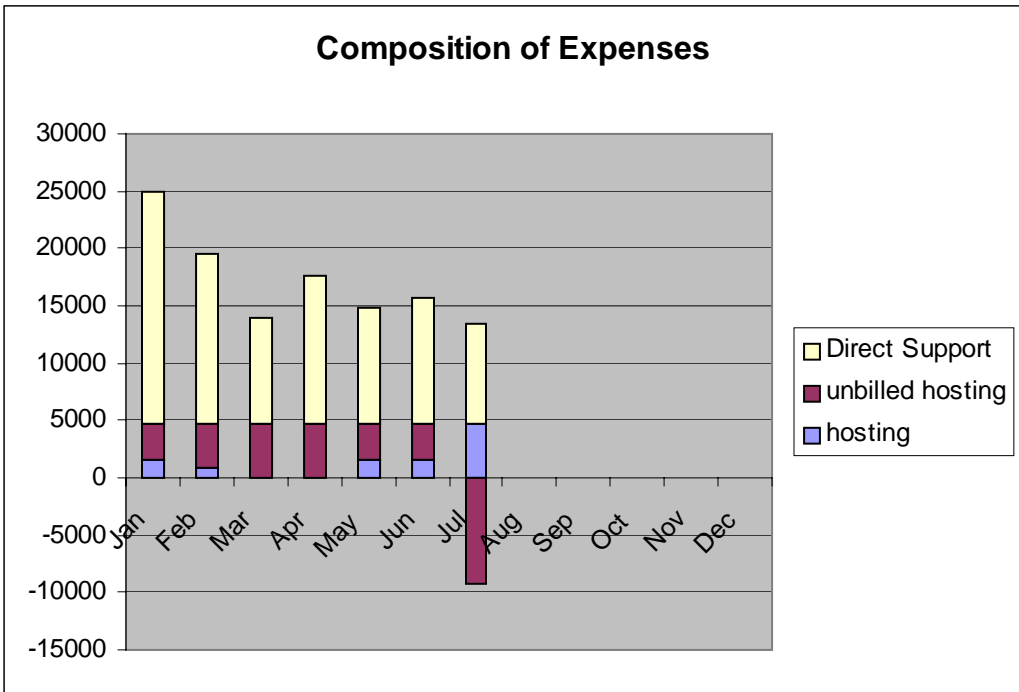
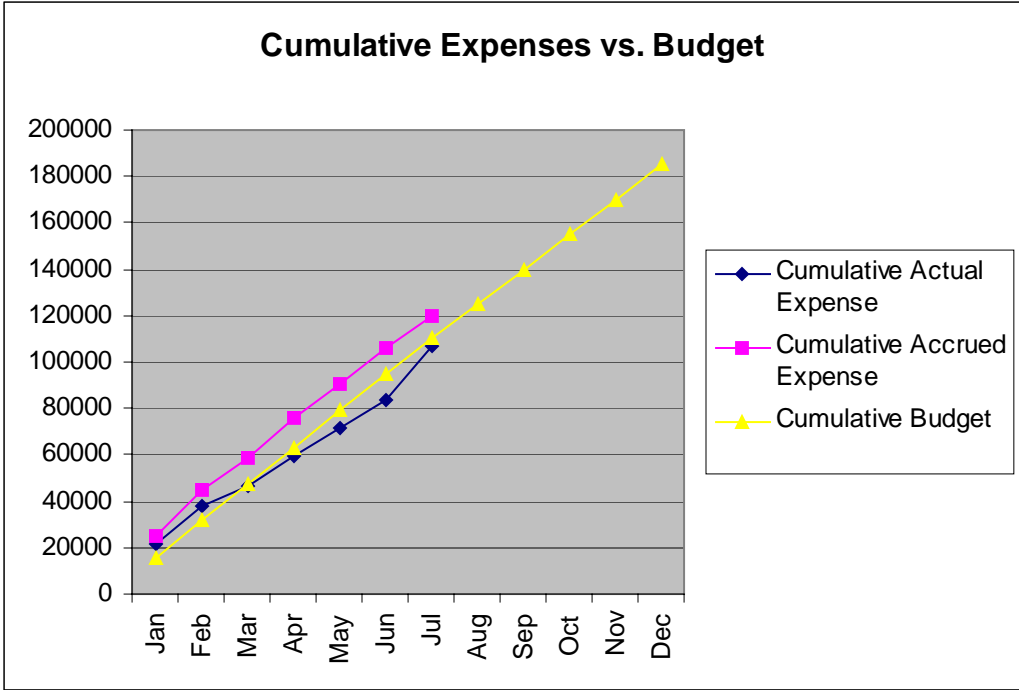
Activity	Number
Page Views	6,587
Visits	351
Unique Visitors	133
Data Transferred (Mb)	4,963



## VI. Finances

During July, 73 technical hours and \$22,702 were expended of which \$14,010 was hosting.



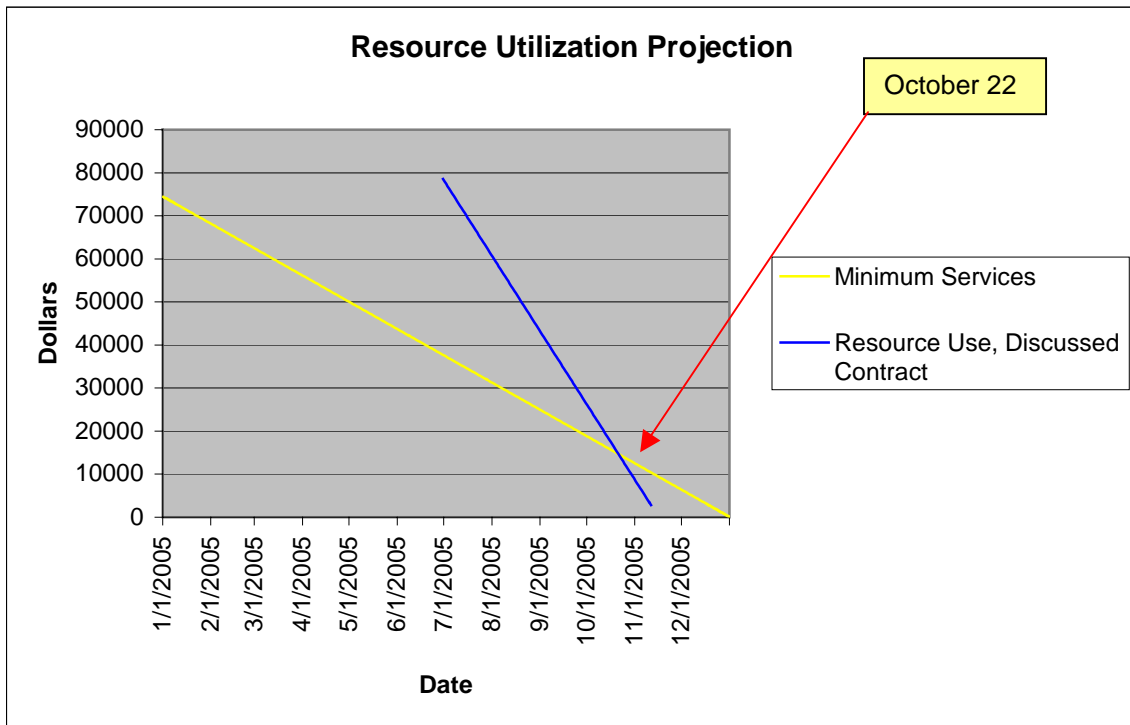


**VII. Analysis**

Actual expenses were under budget for the period; were down 21% from last period. Hosting expenses from prior periods posted in July; hosting expenses not yet posted constitute the difference between Actual and Accrued expenses.

The profile of the work conducted to date continues to be at odds with the estimate that was prepared prior to rollout, which was approximately 25% of a full time equivalent (FTE) of Database Analyst (DBA) time and 50% FTE of Data Analyst (DA) time. The nature of the work to date has required the DBA at approximately 75% FTE and a small percentage of activity being conducted by the DA. Notable events in this period included the preparation of NIF data for a user, as well as significant data loading of Environ and Air Sciences modeled inventories to EDMS inventory 7.

The current resource utilization rate will force cutback to minimal services on October 22, 2005. The resource utilization rate may change significantly in coming months; the projected date of cutback is cited for planning and visualization purposes only.



### VIII. Plans For The Next Reporting Period

- Continue Tribal data analysis and remediation;
- Continue implementing data corrections and updates, including release of Actual Inventory 1.1 (2002 Actual - amended);
- Re-load the fire inventory prepared by Air Sciences;
- Load the Environ inventory;
- Load ERG inventory updates;
- Release Inventory 1.2
- Prepare for Acceptance Testing; and
- Prepare monthly reports.